



HXE310-P

**Three Phase
Split Prepayment Meter**

Focus on creating value for clients



HXE310-P

HXE310-P is a three phase direct connection meter used in a split prepayment metering system. It complies with STS standard and communicates with a CIU by Mbus or PLC for energy consumption monitoring and credit charging.

■ Highlights

- STS standard protocol ensures an open and secure operating system
- Optical Communication, Open Protocol: DLMS/COSEM Standard (E Mode)
- Internal switch relay for load demand control by configuration or remote communication
- Prepayment and post-payment mode switchable for users' convenience

■ Main Functionalities

➤ Measurement

- Unidirectional or Bi-directional Measurement
- Active energy, Active reverse energy Measurement
- Instantaneous value measurement

➤ Prepayment is made via a numeric token

➤ LCD Display

- Balance display configurable
- Large digit LCD display, easy for reading
- LCD backlights to increase readability in low light conditions(optional)
- Scrolling display configurable for instant information enquiry
- Display of last 6 months active energy consumption
- 12-month billing data and more frozen data for inquiry

➤ Communication with CIU via PLC or MBUS,

depending on the site

- RS485 Communication with interface in accordance to DLMS standard (optional)

➤ Event Record

- Multiple event detections and records with categories of operation, power grid and tampering

- Emergency Credit for a certain sum of energy supply depending on User's credit level

- User-friendly mode for energy supply for low credit during weekends or holidays (optional)

➤ Tampering Proof

- Meter Cover open detection and record
- Meter terminal detection and record
- Bypass (optional)
- Large magnetic event(optional)

- Auxiliary Terminal for Energy Pulse Output(optional)

■ Specifications

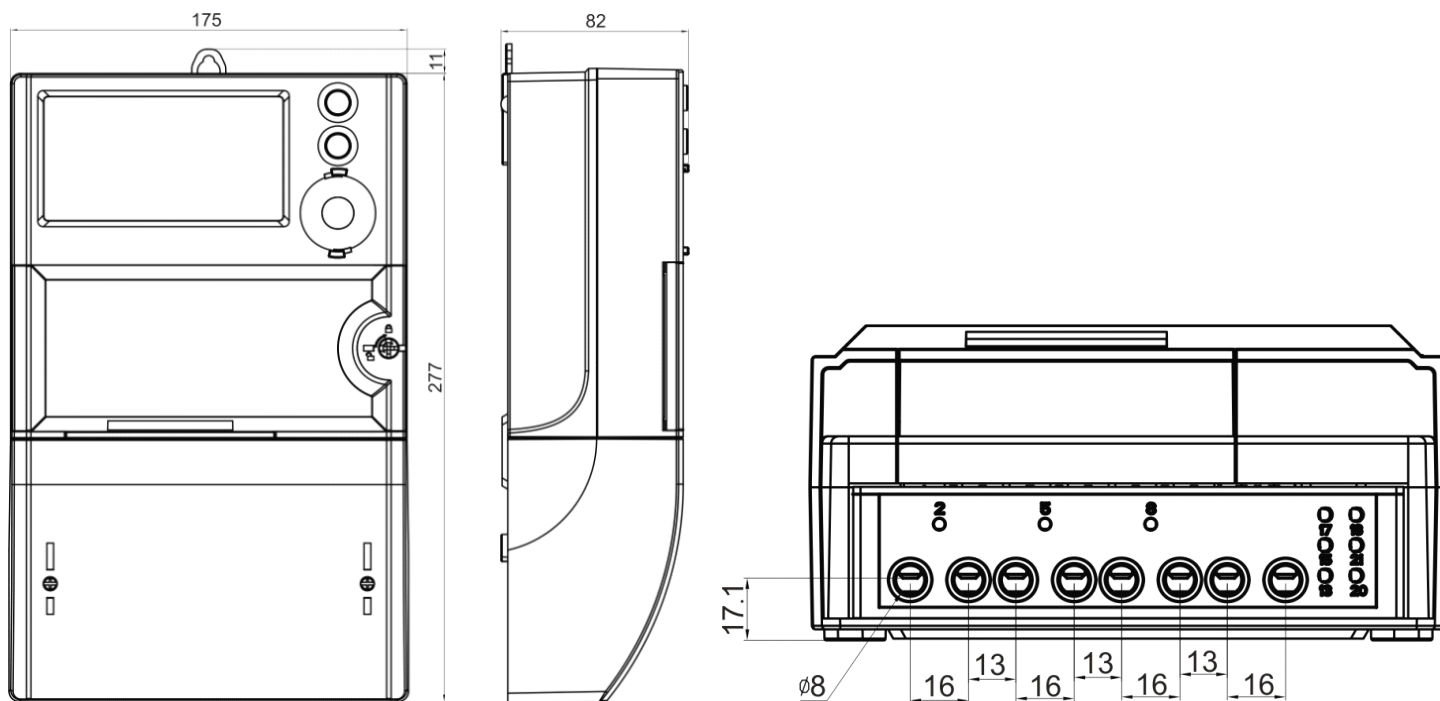
Description	Value
Accuracy	Class 1 or 2 (IEC), Class A or B (MID)
Voltage Reference voltage Operating voltage range	3×220/380V-3×240/415V 70%-120%Un
Current Basic current Maximum current Starting current	5A,10A 40A, 60A, 80A, 100A ≤ 0.4%Ib
Frequency	50Hz or 60Hz
Temperature Operation range Limit range for storage and transport	-25℃ to +60℃ -40℃ to +75℃
Humidity	Up to 95%
Power Consumption Power consumption in voltage circuit (active) Power consumption in voltage circuit (apparent) Power consumption in current circuit	≤2 W ≤10 VA ≤1 VA
Insulation Strength AC voltage test Impulse voltage test	4kV during 1min 1.2/50μs mains connections 6kV
EMC Electrostatic discharges(Contact discharges) Electrostatic discharges(Air discharges) Surge immunity test Fast transient burst test Electromagnetic RF fields (80MHz to 2000MHz)	8kV 15kV 4kV 4kV 10V/m(with current), 30V/m(without current)
Connection Terminals	∅ 8mm
Housing Protection degree Meter cove Meter base Terminal cover	IP54 (with long terminal cover) Opaque PC+ fiber glass with a transparent window Opaque PC+ fiber glass Opaque PC+ fiber glass
Display Digit size Number of digits	4.5mm x 8.8mm 8
Communication Interface Optical communication PLC/MBUS alternative	DLMS/COSEM
Weight Net weight Package	Approx.1.61kg (Extended terminal cover) Approx.1.57kg(Short terminal cover) Approx.0.15 kg (Extended terminal cover) Approx.0.15kg (Short terminal cover)

Dimension	266mm×175mm×82mm (Extended terminal cover) 224mm×175mm×82mm (Short terminal cover)
------------------	---

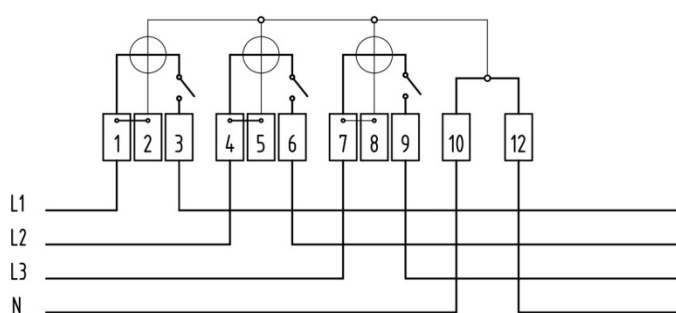
■ Standard

IEC62052-11	Electricity metering equipment (a.c.) General requirements, tests and test conditions – Part 11: Metering equipment
IEC62053-21	Electricity metering equipment (a.c.) Particular requirements –Part 21:Static meters for active energy(classes 1 and 2)
IEC62055-41	Electricity metering - Payment systems - Part 41: Standard transfer specification (STS) - Application layer protocol for one-way token carrier systems
IEC62055-51	Electricity metering - Payment systems - Part 51: Standard transfer specification (STS) - Physical layer protocol for one-way numeric and magnetic card token carriers
IEC62056-46	Electricity metering – Data exchange for meter reading, tariff and load control – Part 46: Data link layer using HDLC protocol
IEC62056-53	Electricity metering – Data exchange for meter reading, tariff and load control – Part 53:COSEM Application layer
IEC62056-61	Electricity metering – Data exchange for meter reading, tariff and load control – Part 61:OBIS Object identification system
IEC62056-62	Electricity metering – Data exchange for meter reading, tariff and load control – Part 62:Interface classes
EN50470-1	Electricity metering equipment (a.c.) —Part 1: General requirements, tests and test conditions — Metering equipment(class indexes A, B and C)
EN50470-3	Electricity metering equipment (a.c.) —Part 3: Particular requirements —Static meters for active energy (class indexes A, B and C)
IEC62056-21	Electricity metering – Data exchange for meter reading, tariff and load control – Part 21:Direct local data exchange

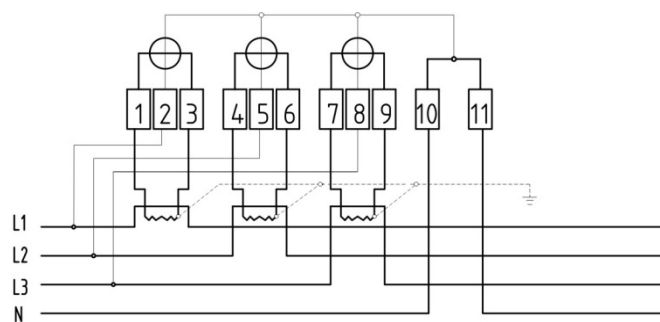
■ Dimensions



■ Connection Diagram



Symmetric Connection



Asymmetric Connection

COMPANY HEADQUARTERS

Add: 1418-5 Moganshan Road,
Shangcheng Industrial Zone, 310011,
Hangzhou City, China

Tel: 86 571 28029898

Fax: 86 571 28029258

To realize a sustainable future, start here

www.hxgroup.cn